

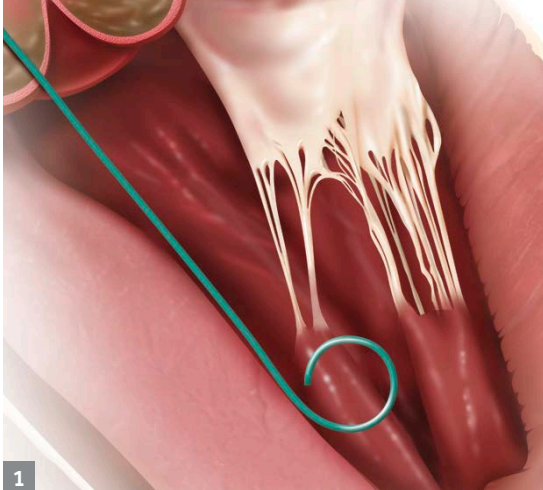
PROCEDURAL SOLUTIONS **THE CONFIDA™** **GUIDEWIRE**



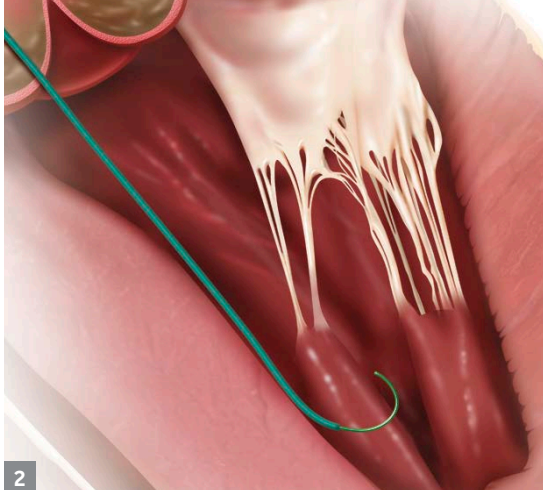
Medtronic

THE CONFIDA BRECKER GUIDEWIRE IS SPECIFICALLY DESIGNED FOR TAVR PROCEDURES.

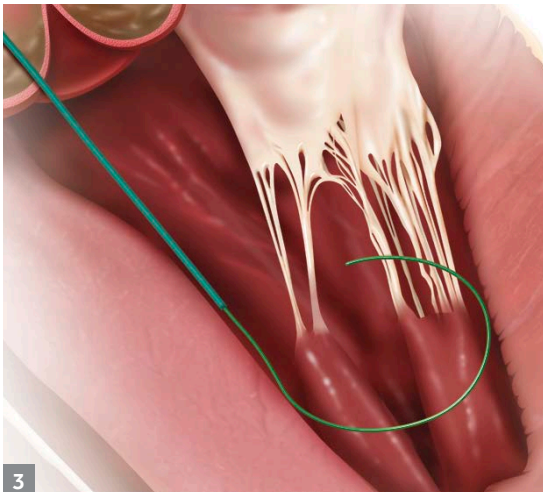
- Designed to minimize the risk of ventricular perforation, the Confida guidewire features a continuous tapered core.¹
- To help with anchoring during valve deployment, the guidewire curve is pre-shaped.



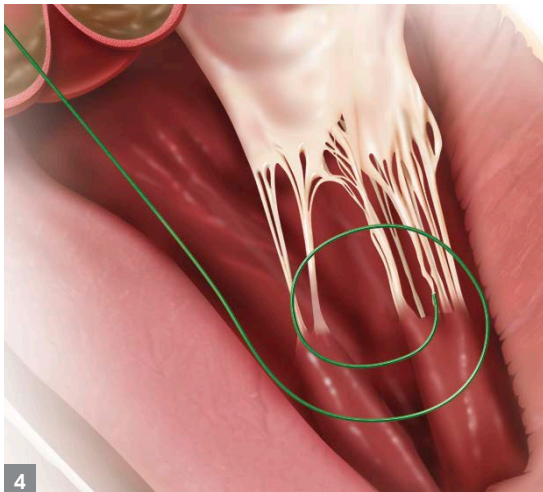
1 Pigtail catheter located in the left ventricle



2 Guidewire introduced through the pigtail catheter

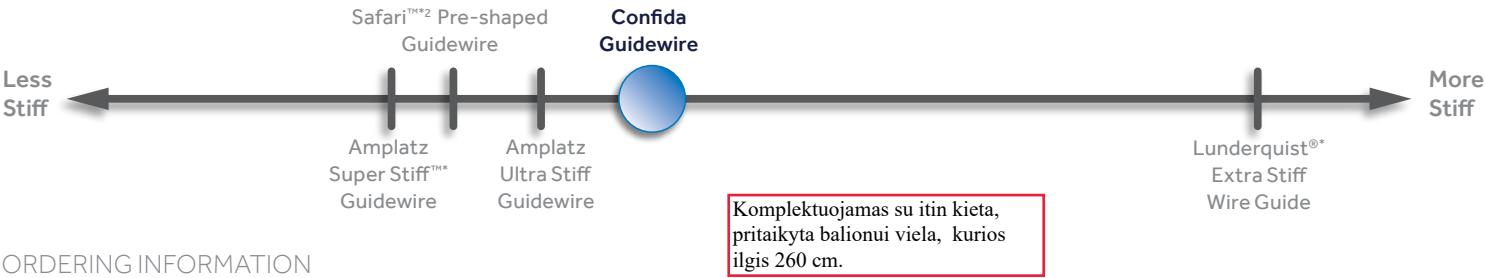


3 Retraction of the pigtail catheter



4 Guidewire fully positioned within the left ventricle

PROXIMAL GUIDEWIRE STIFFNESS COMPARISON²



ORDERING INFORMATION

MODEL NUMBER	DESCRIPTION	LENGTH	CURVE DIAMETER	LABELED OD
GWBC30	Guidewire	260 cm	30 mm	0.035"/0.89 mm

CAUTION: Federal law (USA) restricts this device to sale by or on the order of a physician.

Medtronic

710 Medtronic Parkway
Minneapolis, MN 55432-5604
USA
Tel: (763) 514-4000
Fax: (763) 514-4879

Toll-free: (800) 328-2518
(24-hour technical support for
physicians and medical professionals)

REFERENCES
¹ Roy DA, Laborde JC, Sharma R, Jahangiri M, Brecker SJ. First-in-man assessment of a dedicated guidewire for transcatheter aortic valve implantation. *EuroIntervention*. January 22, 2013;8(9):1019-1025.
² Data on file at Medtronic. Bench test may not be indicative of clinical performance.

UC201908728 EN ©2019 Medtronic.
All rights reserved. 02/2019
Medtronic, Medtronic logo, and Further, Together are trademarks of Medtronic.™*Third party brands are trademarks of their respective owners. All other brands are trademarks of a Medtronic company.